

Bethlehem University Graduates at a Glance



About Bethlehem University Graduates 1973 - 2012

THE NUMBER OF DEGREES CONFERRED AT BETHLEHEM UNIVERSITY FROM 1973 TILL END OF FALL 2012 REACHED 13,998 DEGREES. THE DEGREE AWARDS ARE IN MASTERS, BACCALAUREATES, HIGHER EDUCATIONAL DIPLOMA, HIGHER DIPLOMA, DIPLOMA, AND PROFESSIONAL DIPLOMA.

BETHLEHEM UNIVERSITY OFFERS DEGREES IN VARIOUS EDUCATIONAL FIELDS IN:

- ✿ ARTS;
- ✿ SCIENCE;
- ✿ EDUCATION;
- ✿ NURSING & HEALTH SCIENCES;
- ✿ BUSINESS ADMINISTRATION; AND
- ✿ HOTEL MANAGEMNET & TOURISM

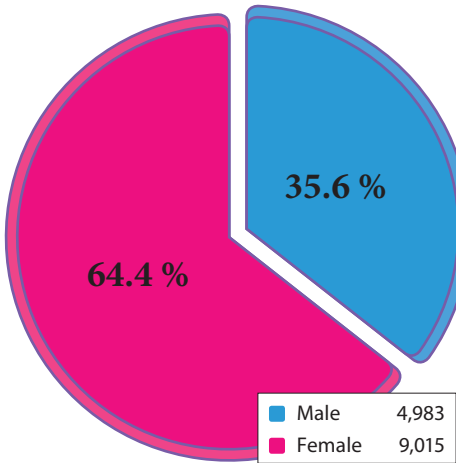
IN ADDITION, TO THE ABOVE FIELDS BETHLEHEM UNIVERSITY CONTINUE TO DEVELOP THE COMMUNITY THROUGH CONTINUING EDUCATION MANAGED BY INSTITUTE FOR COMMUNITY PARTNERSHIP WHICH OFFERS SIX DIFFRENT PROFESSIONAL DIPLOMAS IN PROJECT MANAGEMENT, E-BUSINESS MANAGEMENT, COOPERATIVE SOCIETIES MANAGEMENT, SMALL SCALE BUSINESS ADMINISTRATION, PUBLIC ADMINISTRATION, AND PREVENTION & INTERVENTION OF DRUG ABUSERS.

Graduates from 1973 to end of Fall 2012

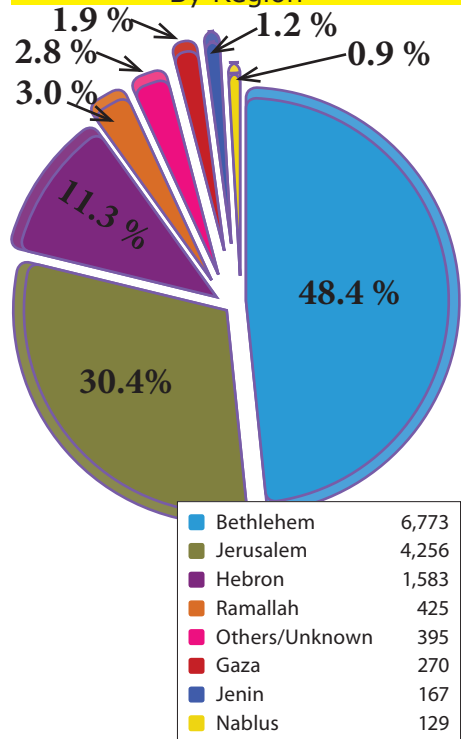
Degree Level (Credential)	Female	Male	Total
Baccalaureate	6,576	3,569	10,145 (72.5 %)
Diploma	1,061	654	1,715 (12.3 %)
Higher Diploma	661	405	1066 (7.6 %)
Higher Education Diploma	533	109	642 (4.6 %)
Professional Diploma	91	170	261 (1.9 %)
Masters	92	70	162 (1.2 %)
Others	1	6	7 (0.1 %)
Total:	9,015	4,983	13,998

Graduates from 1973 to end of Fall 2012

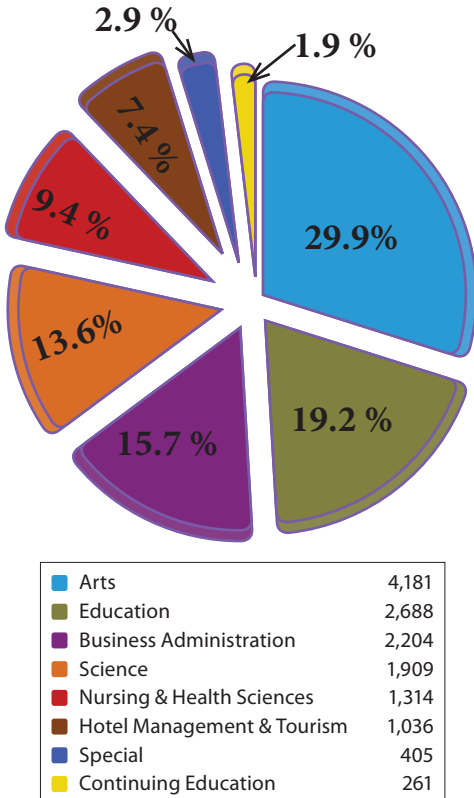
By Gender



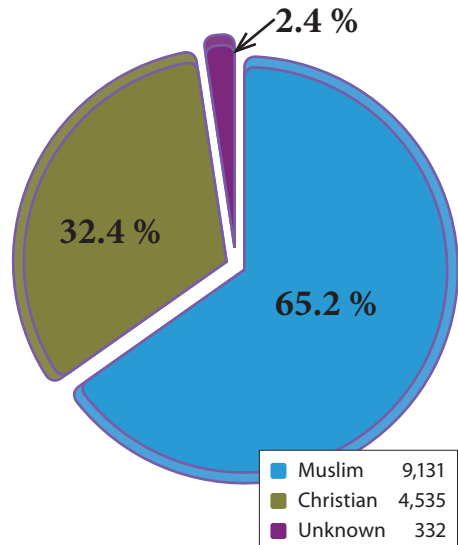
By Region



By Field of Education



By Religion



By Field of Education/Program

Major/Specialization	Female	Male	Total
Arts			<u>4,035</u>
Arabic Language and Literature	541	254	795
English Language and Literature	1,288	490	1,778
Religious Studies	60	18	78
Social Work	474	171	645
Sociology	389	350	739
Business Administration			<u>2,204</u>
Accounting	370	455	825
Business Administration	584	644	1,228
International Cooperation and Development	84	67	151
Education			<u>2,688</u>
Pre-School	279	1	280
Primary Level	663	101	764
Teaching Arabic	157	9	166
Teaching English	108	5	113
Teaching History and Geography	85	21	106
Methods of Teaching Arabic for Secondary Level	187	72	259
Methods of Teaching Christian Religion	6		6
Methods of Teaching Civics for Primary Level	67	26	93
Methods of Teaching English for Secondary Level	174	13	187
Methods of Teaching Mathematics	64	25	89
Methods of Teaching Science and Mathematics	247	179	426
Methods of Teaching Science for Primary Level	167	32	199
Hotel Management & Tourism			<u>1,036</u>
Hotel Management	249	389	638
Tour Guide	16	65	81
Travel Agency Management	207	110	317

By Field of Education/Program

Major/Specialization	Female	Male	Total
Science			<u>1,909</u>
Biology	373	92	465
Biotechnology	8	3	11
Chemistry	378	213	591
Computer Information Systems	113	75	188
Mathematics	338	227	565
Physics	41	48	89
Nursing & Health Sciences			<u>1,314</u>
Midwifery	127		127
Nursing	498	299	797
Occupational Therapy	69	25	94
Physiotherapy	123	89	212
Emergency Nursing	6	9	15
Neonatal Nursing	59	10	69
Continuing Education			<u>261</u>
Cooperative Societies Management	8	34	42
E-Business Management	5	12	17
Project Management	52	59	111
Public Administration	20	44	64
Small Scale Business Administration	6	21	27
Special			<u>405</u>
Special	206	199	405
Total:	9,015	4,983	13,998

Note: All statistics here are based on Degrees Conferred. Several Conferred Degrees are awarded to the same student such as Baccalaureate of Business Administration and Masters in MICAD.

Institutional Research Unit, Bethlehem University,
 Millennium Building, Office M-09,
 P.O.Box 9, Frères St., Bethlehem
 Phone: 02-2741241/2461, Fax: 02-2744440
 Email: iru@bethlehem.edu